

# Tiger Neo N-type 54HL4R-(V) 425-445 Watt MONO-FACIAL MODULE

## N-Type

Positive power tolerance of 0~+3%


IEC61215(2016), IEC61730(2016)

ISO9001:2015: Quality Management System

ISO14001:2015: Environment Management System

ISO45001:2018

Occupational health and safety management systems



## Key Features



### SMBB Technology

Better light trapping and current collection to improve module power output and reliability.



### PID Resistance

Excellent Anti-PID performance guarantee via optimized mass-production process and materials control.



### Durability Against Extreme Environmental Conditions

High salt mist and ammonia resistance.



### Hot 2.0 Technology

The N-type module with Hot 2.0 technology has better reliability and lower LID/LETID.

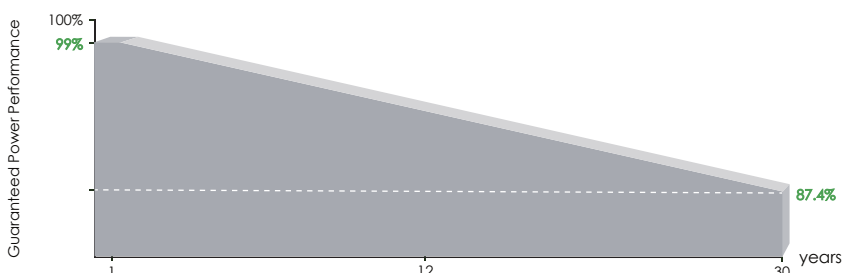


### Enhanced Mechanical Load

Certified to withstand: wind load (2400 Pascal) and snow load (5400 Pascal).



## LINEAR PERFORMANCE WARRANTY

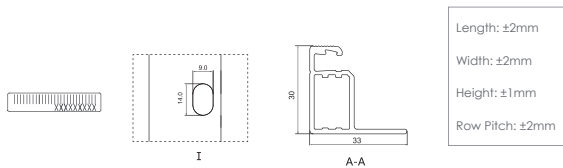
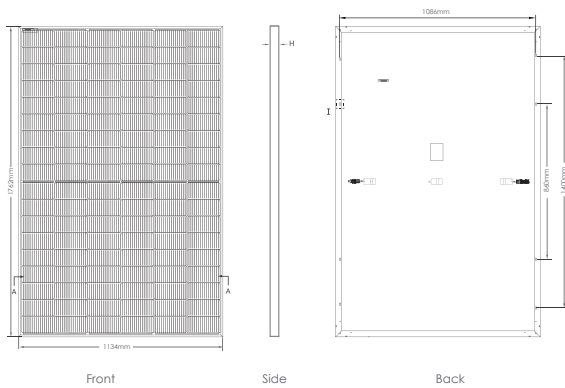


**15** Year Product Warranty

**30** Year Linear Power Warranty

**0.40%** Annual Degradation Over 30 years

## Engineering Drawings



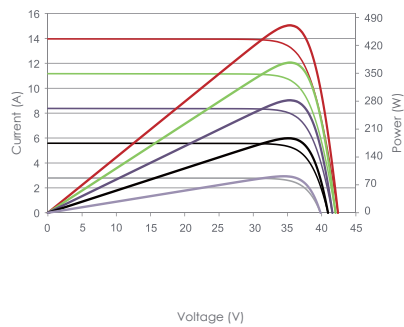
## Packaging Configuration

( Two pallets = One stack )

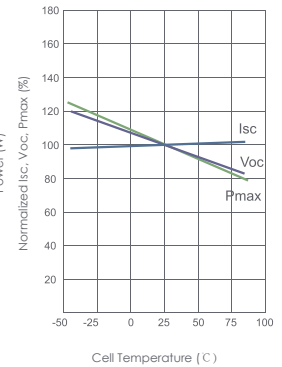
36pcs/pallets, 72pcs/stack, 936pcs/ 40'HQ Container

## Electrical Performance & Temperature Dependence

Current-Voltage & Power-Voltage Curves (430W)



Temperature Dependence of Isc, Voc, Pmax



## Mechanical Characteristics

|               |   |
|---------------|---|
| Cell Type     | N type Mono-crystalline   |
| No. of cells  | 108 (2×54)  |
| Dimensions    | 1762×1134×30mm (69.36×44.65×1.18 inch)                                      |
| Weight        | 22 kg (48.50 lbs)   |
| Front Glass   | 3.2mm, Anti-Reflection Coating, High Transmission, Low Iron, Tempered Glass |
| Frame         | Anodized Aluminium Alloy  |
| Junction Box  | IP68 Rated  |
| Output Cables | TUV 1×4.0mm <sup>2</sup><br>(+): 400mm, (-): 200mm or Customized Length     |

## SPECIFICATIONS

| Module Type                               | JKM425N-54HL4R     |        | JKM430N-54HL4R |        | JKM435N-54HL4R |        | JKM440N-54HL4R |        | JKM445N-54HL4R |        |
|---|--------------------|--------|----------------|--------|----------------|--------|----------------|--------|----------------|--------|
|   | STC                | NOCT   | STC            | NOCT   | STC            | NOCT   | STC            | NOCT   | STC            | NOCT   |
| Maximum Power (Pmax)                      | 425Wp              | 308Wp  | 430Wp          | 312Wp  | 435Wp          | 316Wp  | 440Wp          | 320Wp  | 445Wp          | 323Wp  |
| Maximum Power Voltage (Vmp)               | 32.18V             | 29.06V | 32.38V         | 29.21V | 32.59V         | 29.34V | 32.81V         | 29.50V | 33.02V         | 29.63V |
| Maximum Power Current (Imp)               | 13.21A             | 10.61A | 13.28A         | 10.68A | 13.35A         | 10.76A | 13.41A         | 10.83A | 13.48A         | 10.91A |
| Open-circuit Voltage (Voc)                | 38.75V             | 35.84V | 38.95V         | 36.02V | 39.16V         | 36.20V | 39.38V         | 36.38V | 39.59V         | 36.56V |
| Short-circuit Current (Isc)               | 13.66A             | 11.23A | 13.73A         | 11.29A | 13.80A         | 11.36A | 13.86A         | 11.42A | 13.93A         | 11.49A |
| Module Efficiency STC (%)                 | 21.27%             |        | 21.52%         |        | 21.77%         |        | 22.02%         |        | 22.27%         |        |
| Operating Temperature (°C)                | -40°C~+85°C        |        |                |        |                |        |                |        |                |        |
| Maximum system voltage                    | 1000/1500VDC (IEC) |        |                |        |                |        |                |        |                |        |
| Maximum series fuse rating                | 25A                |        |                |        |                |        |                |        |                |        |
| Power tolerance                           | 0~+3%              |        |                |        |                |        |                |        |                |        |
| Temperature coefficients of Pmax          | -0.30%/°C          |        |                |        |                |        |                |        |                |        |
| Temperature coefficients of Voc           | -0.25%/°C          |        |                |        |                |        |                |        |                |        |
| Temperature coefficients of Isc           | 0.046%/°C          |        |                |        |                |        |                |        |                |        |
| Nominal operating cell temperature (NOCT) | 45±2°C             |        |                |        |                |        |                |        |                |        |

\*STC: Irradiance 1000W/m<sup>2</sup>

Cell Temperature 25°C

AM=1.5

NOCT: Irradiance 800W/m<sup>2</sup>

Ambient Temperature 20°C

AM=1.5

Wind Speed 1m/s